



"Regular" Series SG-43B

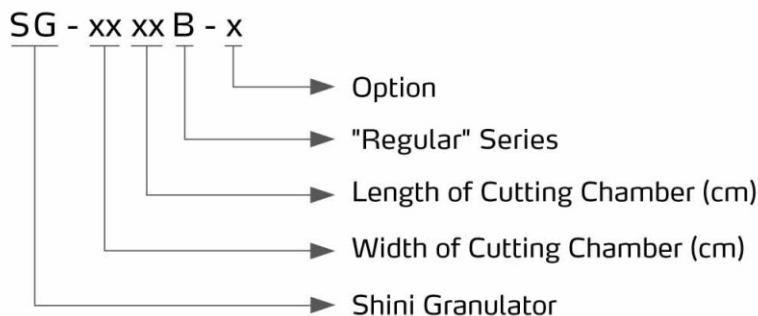
SG-4390B



Refer carefully to this manual before operation.

SG-43B Series

■ Coding Principle



■ Features

- Rotating cutters adopt V-type cutting technology which can send the feeding material into the center of rotating cutters so to prevent the material from adhering onto the inner side of the cutting chamber while enhancing its wearability.
- The cutters are made of imported high quality steel featuring wearability, high rigidity, long service life and reusable after re-sharpening.
- Cutting chamber made of high rigidity material, after processing by CNC machine, has the features like high intensity, super wearability, no contamination, long service life and easy for maintenance and repairing.
- Sound-proof feeding box reduces the noise level in operation, also equips a safety material checking curtain which ensures no material sprinkling during granulating.
- V-type transmission belts help maintain a balanced operation mode, close contact, and also easy to disassemble and repair.
- Cooling water device at the rear plate of cutting chamber can effectively cool down the cutting chamber and prevent the inside material from melting up.



V-Type Cutting Blades



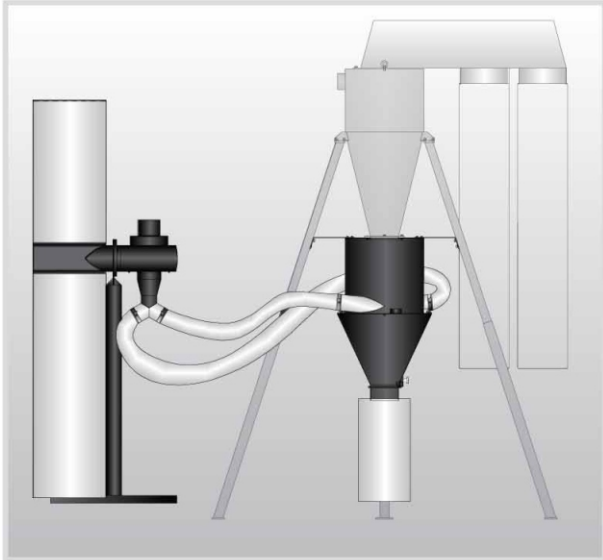
Screen and screen bracket

■ Application

SG-43B series granulators are applicable to granulate various kinds of plastic materials from injection molding, blow molding or extrusion molding. This series features compact design, easy operation and quick blade replacement. Gradually inclined cutting and integrated power design offers a better cutting effect and a lower noise level.

Options

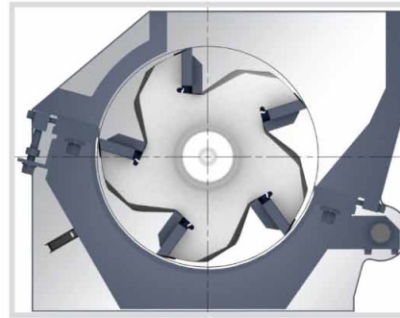
Dust-separating system



Optional dust-separating system to remove the dusts in the material.

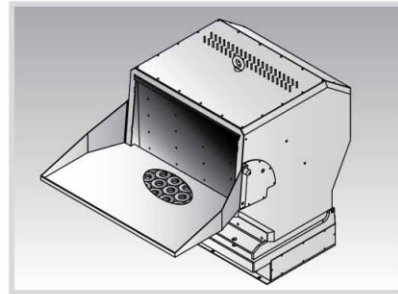
Add "DS" at the model behind.

Two Fixed plus Five Rotating Blades (High Cutting Point)




Optional two fixed plus five rotating blades which is suitable for granulating block and solid, thick sheet material.

Feed Hopper with Magnet



Feed hopper with magnet is used to take out metal craps and impurities in the material. Add "FHM" at the end of the model code;

Special Screen



Optional screen mesh sizes includes $\Phi 8, \Phi 10, \Phi 17, \Phi 25$ (mm) which are applicable to different occasions. Add "SS" at the end of the model code;

Flywheel



Increase inertia, thereby increasing the cutting ability. At the same time can result in a more balanced force and longer service life. Add "FW" at the end of the model code;

Presetting Knife Jig



Equipped with presetting knife jig, rotating blades can be adjusted in the fixture outside the machine instead of machine inside. It makes blades adjustment must easier. Add "KAD" at the end of the model code.

- The function of fiber reinforced material granulating is optional. Adopt surface-hardening treatment on the material contacting component. And blade material is V-4E joint with S50C. Add "F" at the end of the model code;
- Full-receive alarm device helps to realize unmanned operation and no materials will be wasted, Add "FAD" at end of the model code.
- For stainless steel made feed hopper cover plate and storage tank, Add "R" at end of the model code.

SG-43B Series



Separate Conveying Blower

The blower stands outside the machine. Without restriction of the inner space of the machine, customer can choose different kinds of blowers.

Add "SC" at the end of the model code.



Material Side Feed Pipe

The design of feeding hopper of traditional granulators is not suitable for longer pipes and section bars. We have designed material side feed pipe for convenient feeding of long materials.

Add "SF" at the end of the model code.

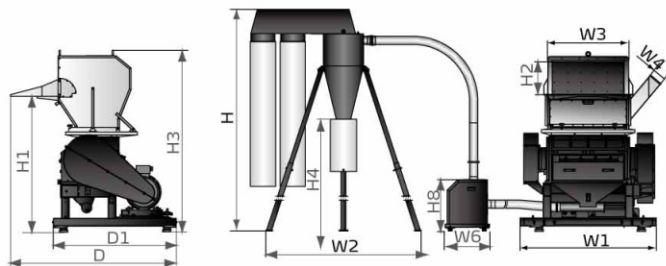


Feeding Hopper for Conveyor

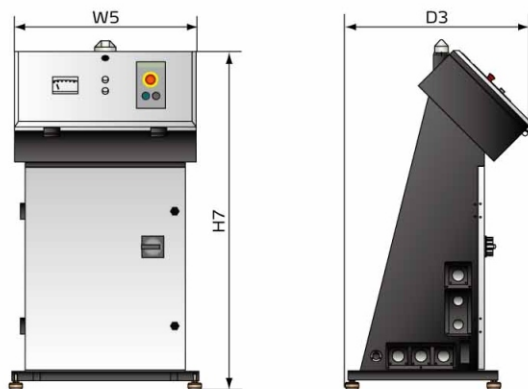
Material feeding for traditional large granulators is quite a difficult matter. They are generally installed at a lower place or a platform must be built for material feeding. Shini has particularly designed the belt conveyor to easily convey the material into the cutting chamber of SG-43 series.

Add "BCF" at the end of the model code.

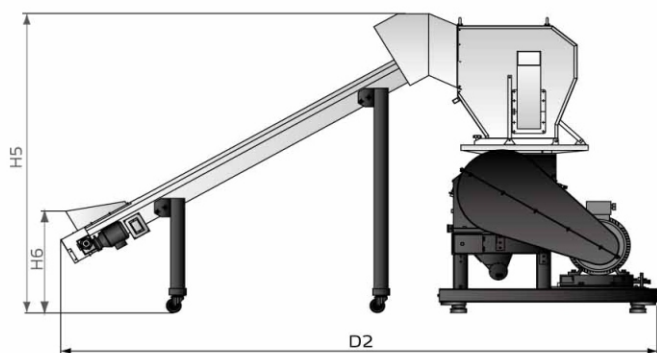
Outline Drawings



Separated blower is optional



Control box



Conveyor belt is optional

Specifications

Model		SG-4360(H)B	SG-4390(H)B	
Motor Power (kW, 50/60Hz)		30/34(37/41.5)	37(41.5)/45(51)	
Conveying Blower (kW, 50/60Hz)		2.2/2.55	2.2	
Rotating Speed (rpm, 50/60Hz)		525/630	525/630	
Quantity of Fixed Blades		2 x 1	2 x 2	
Quantity of Rotating Blades(Optional)		3 x 1(5 x 1)	3 x 2(5 x 2)	
Cutting Chamber	mm	430 x 600	430 x 900	
	inch	16.9 x 23.6	16.9 x 31.5	
Max. Output	kg/hr	800	1000	
	lb/hr	1764	2205	
Noise Level dB(A)		105~110	105~110	
Material of Blades		SKD11	SKD11	
Screen Dia.		Φ12 mm/0.47"	Φ12 mm/0.47"	
Increased Material Conveying Blower Power (kW)		○(3)	○(3)	
Dimensions	H	mm	2710-3155	2710-3155
		inch	106.7~124.2	106.7~124.2
	H1	mm	1708	1708
		inch	67.2	67.2
	H2	mm	430	430
		inch	16.9	16.9
	H3	mm	2260	2260
		inch	89	89
	H4	mm	1240-1690	1240-1690
		inch	48.8-66.5	48.8-66.5
	H5	mm	2277	2277
		inch	89.6	89.6
	H6	mm	750	750
		inch	29.5	29.5
	H7	mm	1268	1268
		inch	49.9	49.9
	H8	mm	636(970)	636(970)
		inch	25(38.2)	25(38.2)
	W1	mm	1390	1690
		inch	54.7	54.7
	W2	mm	1900-2310	1900-2310
		inch	74.8-90.9	74.8-90.9
	W3	mm	600	900
		inch	23.6	35.4
	W4	mm	160x160	160x160
		inch	6.3x6.3	6.3x6.3
	W5	mm	720	720
		inch	28.3	28.3
	W6	mm	552(630)	552(630)
		inch	21.7(24.8)	21.7(24.8)
	D	mm	1978	1978
		inch	77.9	77.9
	D1	mm	1553	1553
		inch	61.1	61.1
	D2	mm	4300	4300
		inch	169.3	169.3
	D3	mm	690	690
		inch	27.2	27.2
Weight	kg	2300(2350)	2630(2680)	
	lb	5071(5181)	5798(5908)	

Notes: 1) "○" stands for optional.

2) SKD11 is steel grade of Japanese JIS standard.

3) Max. capacity of the machine is subject to diameter of screen mesh and composition of the material.

4) Noise level varies with different materials and motor types.

5) Noise level is tested under conditions of 1m around the machine and 1.6m from the ground.

6) To avoid plastics from sticking to the blades, all materials should be crushed at normal temperature.

7) Power supply : 3Φ, 230/400/460, 50/60Hz.

Shini Group

Addr: No. 23, Minhe St., Shulin Dist.,
New Taipei, Taiwan

Tel: +886 2 2680 9119

Fax: +886 2 2680 9229

Email: shini@shini.com

Factories:

- Taiwan
- Dongguan
- Pinghu
- Ningbo
- Chongqing
- Pune

2016-09-15-04 Copyrights Reserved.

www.shini.com