









## Filling Valves

	Order number	P max Application	Mount	Repair kit/ special tools/silencer
	<b>Cross design filling valve without pressure gauge</b>			
	Yoke: 002022 DIN 200: 002023 DIN 300: 002024	350 bar Filling valve with separate vent screw	Filling valve without pressure gauge for mounting on a filling hose via a 1/4" female connection (supplied as standard with connection M16 x 1,5 mm 10 L). Available with various filling connections.	Repair kit: 002294
	<b>Cross design filling valve with pressure gauge</b>			
	Yoke: 002291 DIN 200: 002292 DIN 300: 002293	350 bar Filling valve with separate vent screw	Filling valve with 0-400 bar pressure gauge for mounting on a filling hose via a 1/4" female connection (supplied as standard with connection M16 x 1,5mm 10L). Available with various filling connections.	Repair kit: 002294
	<b>Hand wheel valve without venting</b>			
	001477	350 bar. Standard 2/1 way valve, G1/4" inlet and outlet for opening closing lines such as storage cylinders	Panel mounting with Ø 33 mm hole	Lower seat: 000571 Upper valve stem and bearing: 000573
	<b>Hand wheel valve self venting</b>			
	001476	350 bar Standard 2/1 way valve, G1/4" inlet and outlet self venting on the outlet line for filling panels	Panel mounting with Ø 33 mm hole	Lower seat: 000572 Upper valve stem and bearing: 000574 Silencer kit: 002896
	<b>Lever filling valve, self venting</b>			
	200 bar: 002449 300 bar: 002450	350 bar Standard 2/1 way valve, G1/4" inlet and M16 x 1.5 mm outlet self venting on the outlet line for filling panels	Panel mounting inside a 90° profile secured by 4 screws, vents inside the panel	Repair kit small: 002451 Repair kit large: 002452 Tool kit: 002453 Silencer: 000580
	<b>Lever filling valve, self venting (by 2005)</b>			
	200 bar: 001382 300 bar: 001383	350 bar Standard 2/1 way valve, G1/4" inlet and outlet self venting on the outlet line for filling panels	Panel mounting inside a 90° profile secured by 4 screws, vents inside the panel. (limited availability)	Repair kit: 000576 Special tool: 000575 Silencer: 000580
	<b>Lever filling valve, self venting</b>			
	200 bar: 000707 300 bar: 000708	350 bar. Standard 2/1 way valve, G1/4" inlet and M16 x 1,5mm male outlet, self venting on the outlet line for filling panels with hoses	Panel mounting with Ø 23 mm hole silencer integrated in the vent	Repair kit: 000576 Special tool: 000575
	<b>Lever filling valve, self venting</b>			
	001827	350 bar Standard 2/1 way valve, G1/4" inlet and M16 x 1.5 mm outlet self venting on the outlet line for filling	Vertical panel mounting with U Clamp	U Clamp: 001826 Repair kit small: 001834 Repair kit large: 001836