

## Pressure Reducing Stations

Ideal for safely reducing storage pressure down to the required filling pressure. The pressure reducing stations are available with various inlet and outlet pressures and high flows for large capacity applications.






**Pressure reducing station with non type tested safety valve**



**Pressure reducing station with TÜV/ CE safety valve**

## Pressure Reducers

Various pressure reducers are available for different applications with adjustable outlet pressures and various flow rates to suit most applications.

|   | Inlet                               | Outlet                              | Gas             |
|---|-------------------------------------|-------------------------------------|-----------------|
|  | 100-420 bar<br>2 x 1/4" NPT female  | 27 - 300 bar<br>2 x 1/4" NPT female | Air / inert gas |
|  | 100-420 bar<br>1 x 1/4" NPT female  | 27 - 300 bar<br>1 x 1/4" NPT female | Air / inert gas |
|  | 100 - 300 bar<br>G5/8" DIN 477 male | 0-50 bar<br>G1/4" female            | Air / inert gas |