



**JST ENGINEERING CO.,LTD.**

78/6 MOO 7 KING KAEW RD., RACHATEWA,  
BANGPLEE, SAMUTPRAKARN 10540 THAILAND.

TEL: +66 (0) 2738 5050-4

URL: [www.jst.co.th](http://www.jst.co.th)

FAX: +66 (0) 2738 5055

LINE ID: @jst.co.th

E-mail: [info@jst.co.th](mailto:info@jst.co.th)

[www.facebook.com/jst.co.th](https://www.facebook.com/jst.co.th)

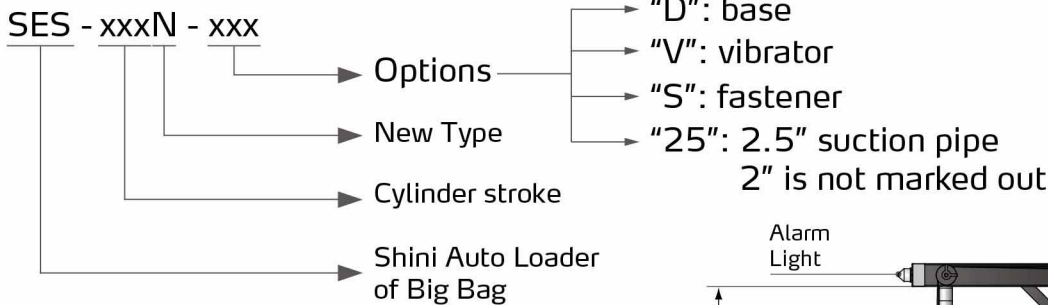
## Auto Loader of Big Bag

SES-1200N



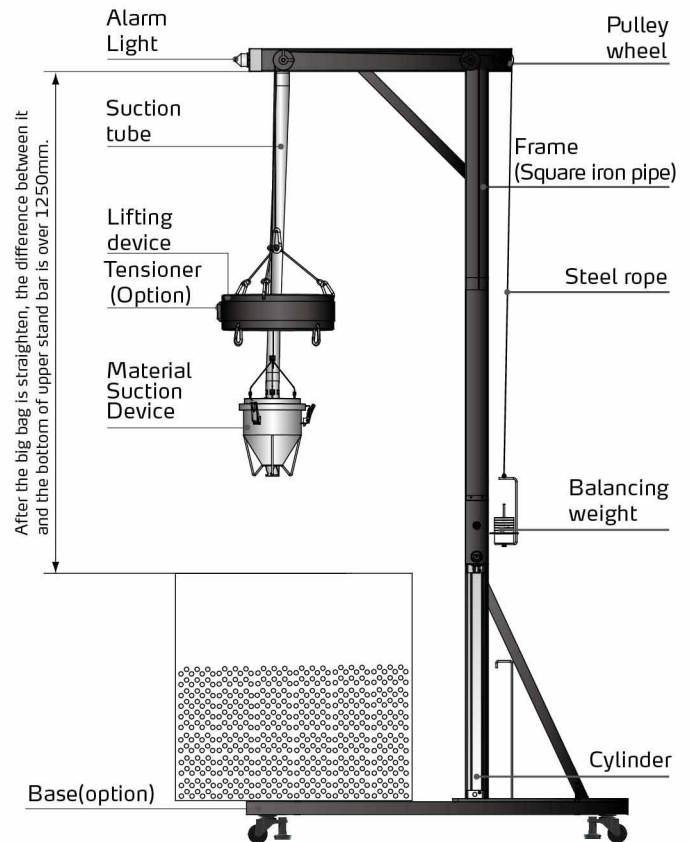
Refer carefully to this manual before operation.

## ■ Coding Principle



## ■ Features

- Anti-sticky pillars at the suction inlet of big bag can effectively prevent suction suspension due to the bag involved into the suction inlet.
- Air refilling device on hopper cover can adjust the refilling inlet according to suction for convenience.
- Simple structure, strong loading capacity
- Full-range loading without manual interference



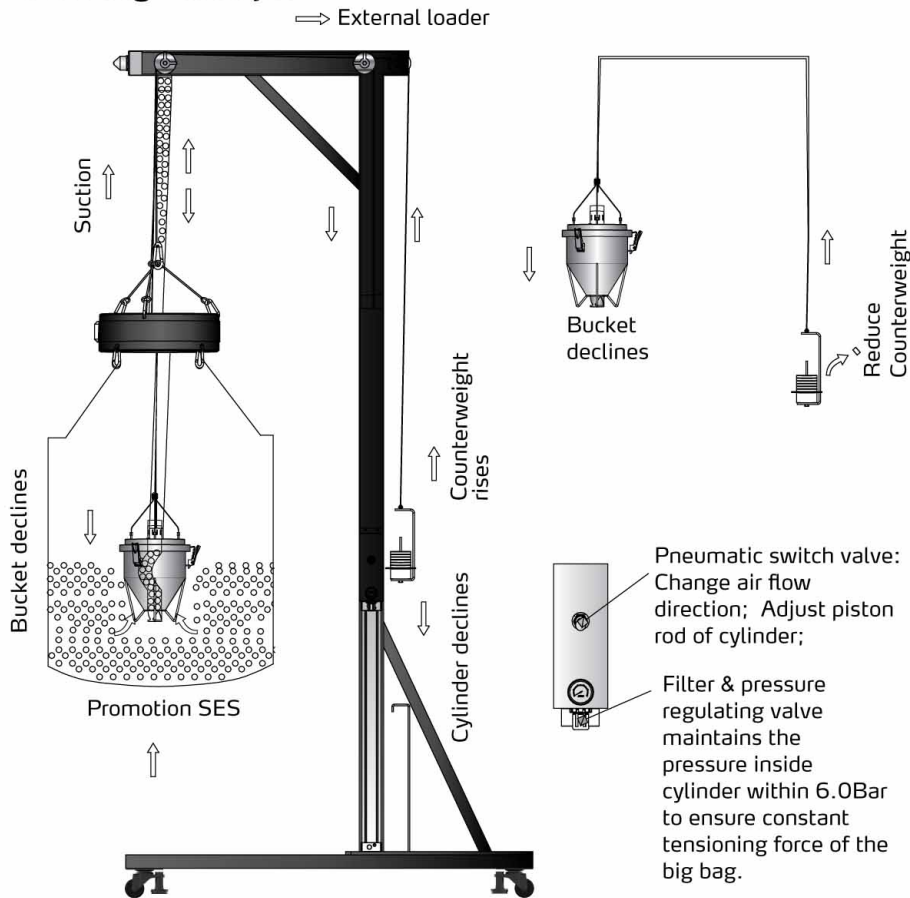
## ■ Application

The auto loader of big bag is applicable to loading, conveying, discharge of particles in plant; simple structure, strong loading capacity for wide applications in particles related industries.

## ■ Options

- When customer has high requirement on mobility of the big bag, the base is optional with flexible castor. Add "D" at the end of the model code.
- As previous agglomeration characteristics, the piston reciprocating pneumatic vibrator is applied, and the vibrator connected with air pipe can vibrate after connection. Add "V" at the end of the model code.
- According to different heights of the big bag, select the cylinder with different strokes.
- According to different big bags, fastener clamp is optional to tighten the big bag after it is directly hung on the ring. Add "S" at the end of the model code.
- 2.5" suction pipe is optional according to customer's demands of the suction pipe diameter (add 25 at the end of the model code).

## Working Principle



Start the pneumatic reversing valve to make cylinder rise, the lifting device will decline to fix the height of container bag. After fixation, activate the pneumatic reversing valve to make cylinder decline, the lifting device will tighten the container bag. Reduce the balancing weight to make loader decline into the container bag for material suction. During the suction, the container bag gradually loses its weight till less than the tightening force. Then the whole container bag will be lifted up, and the bottom material can also be sucked. Simultaneously, the cylinder reaches the limit and touches off the sensor and the alarm lights on, then the suction is finished.

## Structure

### Suction device



Air supply device: before material suction, open the air supply device and adjust the size of the inlet according to the suction situation for smooth operation.

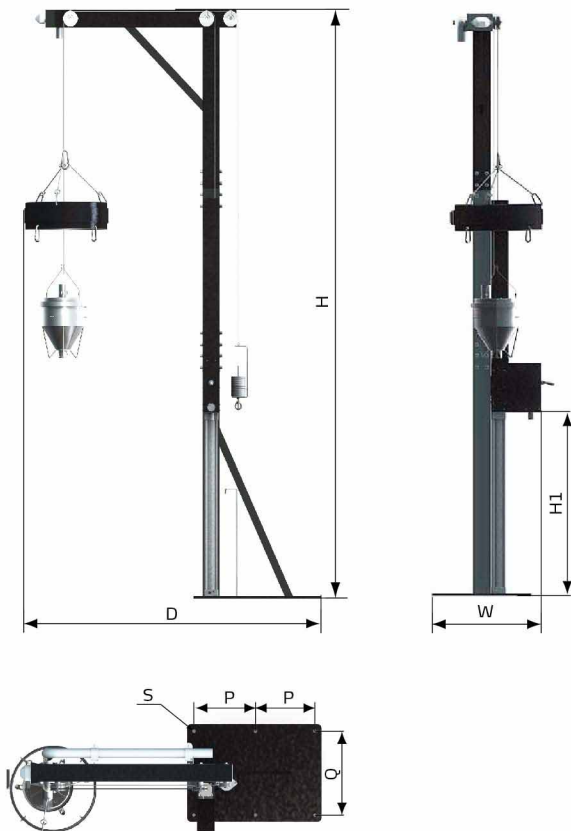
A hopper hung by wire rope serves as suction device. It can rise and fall vertically since its weight is different from the balancing weight. In addition, the air supply device can adjust material suction situation.

# SES Series

## ■ Cylinder Driving Force Table

Cylinder inner diameter	External diameter of piston rod	Motion Pattern	Stress area (mm <sup>2</sup> )	Air pressure (MPa)									
				0.1	0.2	0.3	0.4	0.5	0.6	0.7	0.8	0.9	
63	20	Double action	Pressing side	3117	311.7	623.4	935.1	1246.8	1558.5	1870.2	2181.9	2493.6	2805.3
			Pulling side	2803	280.3	560.6	840.9	1121.2	1401.5	1681.8	1962.1	2242.4	2522.7

## ■ Outline Drawings



Model		SES-1200N
Items		
D(mm)		1617
H(mm)		3362
H1(mm)		1333
W(mm)		584
P(mm)		310
Q(mm)		430
S(mm)		6-Φ16
Weight (kg)		130

## ■ Specifications

Items / Parameters	Model SES-1200N
Cylinder stroke(mm)	1200(option)
Cylinder pipe dia.(mm)	PT3/8
Cylinder withstand pressure(Bar)	15.0
Cylinder speed range(mm/s)	30~800
Converging Pipe Dia.(inch)	2
Fully-extended height of the big bag(mm)	< 1900
Power supply	1Φ, 220VAC, 50HZ

We reserve the right to change specifications without prior notice.