



JST ENGINEERING CO.,LTD.

78/6 MOO 7 KING KAEW RD., RACHATEWA,
BANGPLEE, SAMUTPRAKARN 10540 THAILAND.

TEL: +66 (0) 2738 5050-4

URL: www.jst.co.th

FAX: +66 (0) 2738 5055

LINE ID: @jst.co.th

E-mail: info@jst.co.th

www.facebook.com/jst.co.th

Self-contained Hopper Loader

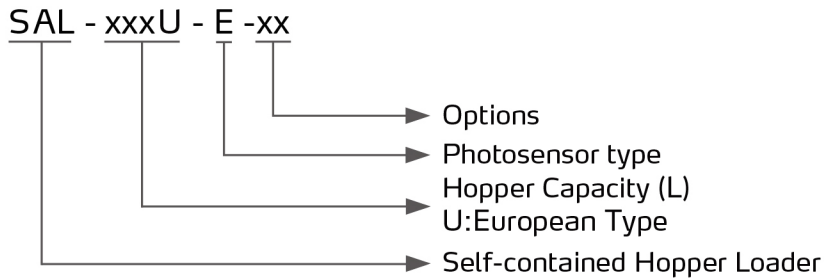
SAL-6U



Refer carefully to this manual before operation.

SAL-U Series

■ Coding Principle



SAL-1U

■ Features

- Adopt carbon brush motor with fast rotating speed and large air quantity while maintaining compact appearance, easy for movement and installation.
- Wire-control controller is convenient to use with automatic cleaning function.
- Motor soft start function and carbon brush consumption prompt.
- Controllable proportional valve SPV-U.
- Hopper and base mount positions are adjustable .
- Equipped with differential pressure switch, and screener blockage alarm is available.
- SAL-U has a reed switch, while SAL-U-E adopts photo-sensor switch with high sensitivity and stable quality.
- Cloth mesh filter and auto-spraying dust cleaner.
- When mounted at the inlet of the injection molding machine, SAL-U requires to work with the storage collective hopper SCH-U or SICH-U.



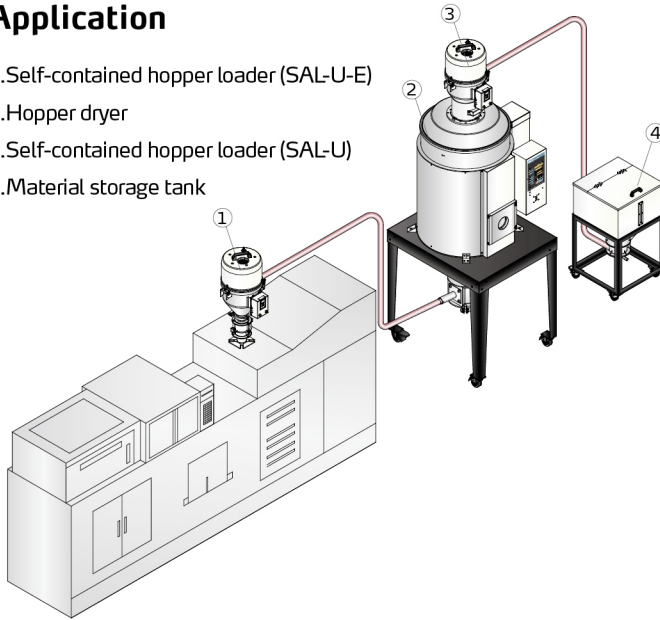
Air Accumulator

■ Options

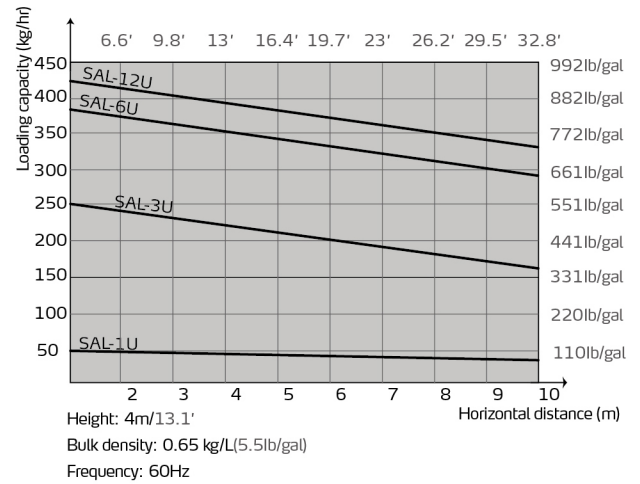
- Reinforcing auto cleaning of air accumulator is optional (Applicable to SAL-6U/12U).Add "A" at the end of the model code.
- Quick mixing valve can be opted to work with proportional valve to enhance mixing effect.Add "QM" at the end of the model code.
- For polished hopper inside,add "P" at the end of the model code.

Application

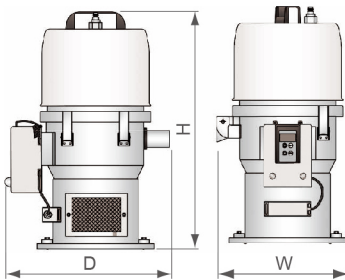
1. Self-contained hopper loader (SAL-U-E)
2. Hopper dryer
3. Self-contained hopper loader (SAL-U)
4. Material storage tank



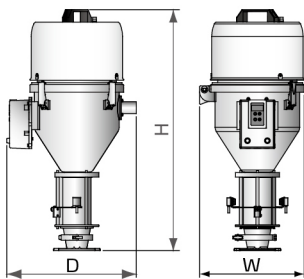
Loading Capacity



Outline Drawings



SAL-U



SAL-U-E

Specifications

Model	SAL-1U	SAL-3U	SAL-6U	SAL-12U	SAL-1U-E	SAL-3U-E	SAL-6U-E	SAL-12U-E	
Motor Type	Carbon brush								
Motor Power (kW, 50/60Hz)	0.46/0.53		1.15/1.32		0.46/0.53		1.15/1.32		
Conveying Pipe Dia. (inch)	1.5	1.5	1.5	1.5	1.5	1.5	1.5	1.5	
Conveying Capacity	kg/hr	30	200	300	400	30	200	300	
	lb/hr	66	441	661	882	66	441	661	
Hopper Capacity	L	1	3	6	12	1.5	3	6	
	gal	0.26	0.79	1.59	3.17	0.4	0.79	1.59	
Auto-cleaning Function	●	●	●	●	●	●	●	●	
Air accumulator	●	●	●	●	●	●	●	●	
Hinge hopper cover	-	-	○	○	-	-	○	○	
Dimension	H	mm	525	555	645	745	630	740	800
		inch	20.7	21.8	25.4	29.3	24.8	29.1	31.5
	W	mm	240	305	340	340	270	305	340
		inch	9.5	12	13.4	13.4	10.5	12	13.4
D	mm	325	370	410	410	325	370	410	
	inch	12.8	14.6	16.1	16.1	12.8	14.6	16.1	
Weight	kg	10	11	12	14	11	13	16	
	lb	22	24.3	26.5	30.9	24.3	28.7	35.3	

Notes:1) Test condition of conveying capacity: plastic material of bulk density 0.65kg/L(5.5lb/gal), dia. 3-5mm/0.12-0.2inch, vertical conveying height: 4m/13.1Feet, horizontal conveying distance: 1m/3.28Feet.

2) Compressed air supply: 4-6kgf/cm².

2) "●" stands for standard, "○" stands for options, "-" stands for none.

4) Power Supply: 1Φ, 115/230VAC, 50/60Hz