



Volumetric Ratio of Two Feed Mixer



JST ENGINEERING CO.,LTD.

78/6 MOO 7 KING KAEW RD., RACHATEWA,
BANGPLEE, SAMUTPRAKARN 10540 THAILAND.

TEL: +66 (0) 2738 5050-4 URL: www.jst.co.th
FAX: +66 (0) 2738 5055 LINE ID: @jst.co.th
E-mail: info@jst.co.th www.facebook.com/jst.co.th

SVTM-60-360

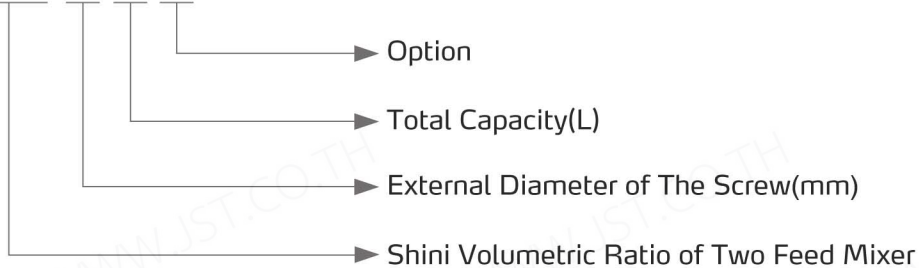


Refer carefully to this manual before operation.

SVTM Series

■ Coding Principle

SVTM -XX-XX-XX



■ Features

- Adopt SUS 201 material hopper
- The main body divides into two storage hoppers: hopper 1 at left, hopper 2 at right.
- Both SMH and SAL are available to amount on the two hoppers.
- Employ two gear motors separately to convey the material.
- Low noise, high accuracy and stability.
- Stainless steel screw ensures no material contamination.
- The suction box is able to connect with external hopper loader for material output.
- With anti-overflow switch, it prevents mixture overflow.



Control Panel

■ Application

It is mainly applicable for occasions such as different proportional mixing of virgin and recycled materials, or two different materials.

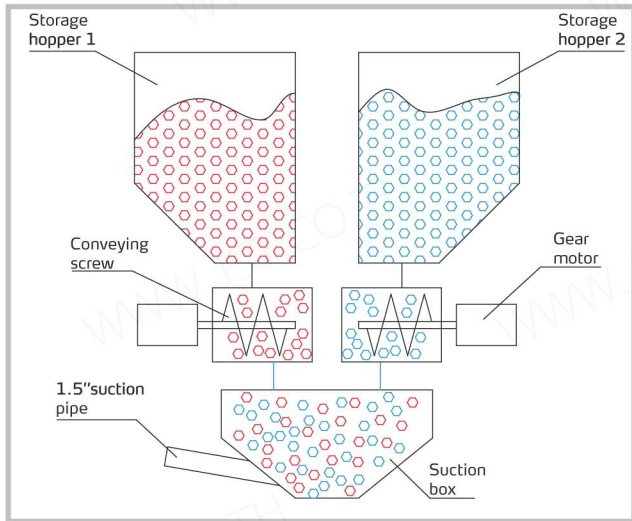
■ Options

Low Level Switch&Alarm Light



Low level sensor collocated with indicator available to send shortage alarm in advance.
Add "HL" at the end of the model code

Working Principle



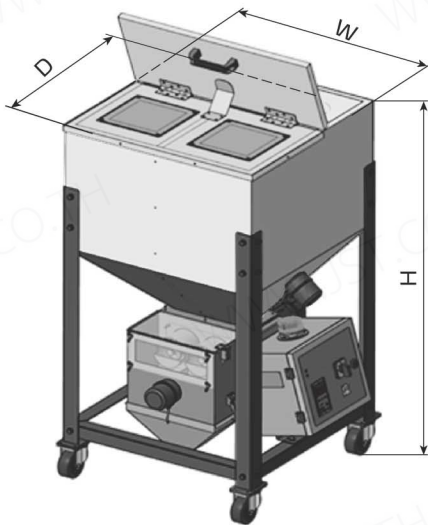
The storage hoppers can store two different materials:

After switch turns to the 1st gear, motor No.1 starts to work while motor No.2 is idle. The screw begins to convey the material in hopper No.1;

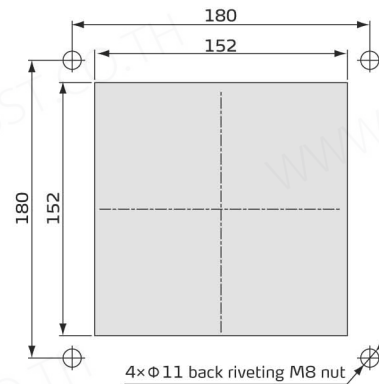
After switch turns to the 2nd gear, motor No.2 starts to work while motor No.1 is idle. The screw begins to convey the material in hopper No.2;

After switch turns to gear 1+2, motor No.1 and No.2 start to work simultaneously. Adjust the speed of motor No.2 via touch panel, by control the speed ratio of the two motors to control the output proportion of the two materials.

Outline Drawings



Dimension of hopper cover



Specifications

Model	Motor Power 1 (kw)	Motor Power 2 (kw)	Screw External Dia.(mm)	Storage Hopper 1 (L)	Storage Hopper 2 (L)	No.1 motor processing capacity (kg/h)	No.2 motor processing capacity (kg/h)	Scale range %	Dimension (HxWxD)	Weight (kg)	Pipe Dia. (inch)
SVTM-60-180	0.09	0.09	60	90	90	475.3	25.3-434.4	4.5-70	1145×600×600	80	1.5
SVTM-60-360	0.09	0.09	60	180	180	475.3	25.3-434.4	4.5-70	1100×900×900	100	1.5
SVTM-60-720	0.09	0.09	60	360	360	475.3	25.3-434.4	4.5-70	1540×1000×1000	150	1.5
SVTM-80-1200	0.12	0.12	80	600	600	808.5	43.6-695.1	4.5-70	1745×1230×1230	190	2.0

Notes:1) Test condition of conveying capacity:plastic material of bulk density 0.65kg/L,dia.3~5mm.

2) Power supply: 1Φ, 220VAC, 50Hz.

3) The value shown on the panel refers to the percentage of the material volume in silo No.2 to material volume in silo No.1 (Mixing range: 4.5% - 70%).

We reserve the right to change specifications without prior notice.